



OTS Top Hung Sliding System Quote/Order Request Form

Email Completed Checklist to architectural@crlaurence.com or fax to Architectural Technical Sales at (800) 587-7501. Then call to discuss: (800) 421-6144 (U.S.), (877) 421-6144 (Canada), or (323) 588-1281 (International). Ask for Extension 17700. This form is also available online at crlaurence.com.

COMPANY NAME _____	PHONE _____
CONTACT _____ ACCOUNT NO. _____	FAX _____
JOB NAME _____	EMAIL _____

QUOTE ORDER P.O. # _____ DATE _____

RAIL FINISH

- Satin Anodized (SA)
- Black Bronze Anodized (DU)
- Brushed Stainless (BS)
- Polished Stainless (PS)
- Polished Brass (PB)
- Satin Brass (SB)
- Black Powder Coat PSP290005 (BL)
- Kynar
Specify Color: _____
- Stocked Powder Coat
Specify Color: _____

GLASS THICKNESS

- 3/8"
- 1/2"

BOTTOM GUIDE TYPE

- Recessed Floor Guide (Standard)
- Threshold Floor Guide
 - TH0T1
 - TH0T2
 - TH0T3
- OT1FG Floor Guide
(for single door or bi-part only)

RAIL SIZE / RAIL TYPE

- 4" Square
- 4" Tapered
- 6" Square
- 10" Square

*NOTE: 2-5/16" Rail CANNOT be used.

LOCK OPTIONS

- With Lock
- Without Lock

System Panels must not exceed any of the following guidelines:

SLIDING PANELS:

- Maximum Panel Height: 108" (2.74m)
- Maximum Panel Width: 72" (1.83 m)
- Minimum Panel Width: 25" (635 mm)
- Maximum Panel Weight: 225 pounds (102 kg)
- Minimum Door Width with Lock 21-9/16" (548 mm)

NOTE: 3" overlap is added unless otherwise specified.

ADDITIONAL NOTES OR SKETCHES

<div style="border: 1px solid black; width: 100%; height: 100%; background-image: linear-gradient(to right, lightgray 1px, transparent 1px), linear-gradient(to bottom, lightgray 1px, transparent 1px); background-size: 20px 20px;"> </div>

FOR OFFICE USE ONLY

TAKEN BY: _____

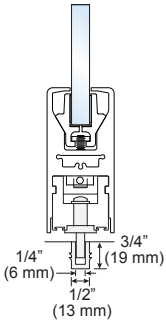
PRICED BY: _____

EDITED BY: _____

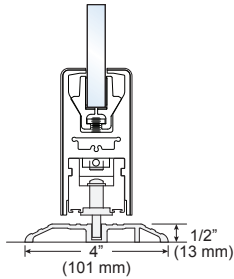
APPROVED BY _____ DATE _____

FLOOR GUIDE OPTIONS

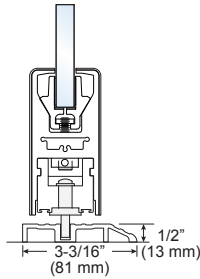
Recessed



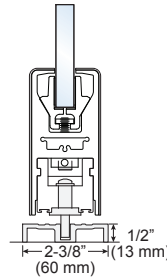
Threshold Options



TH01

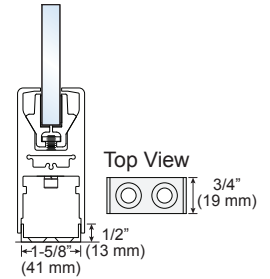


TH02



TH03

OT1FG Guide



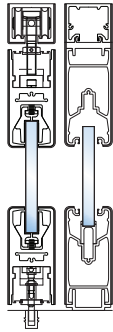
OT1FG

OTS STANDARD CONFIGURATIONS

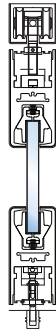
OTS1
X



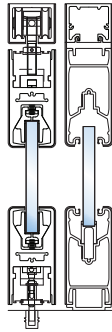
OTS101
OX (OX)
BYPASS



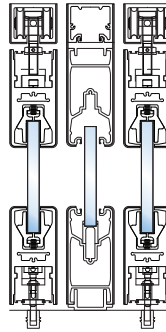
OTS2
XX
BI-PART



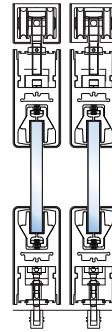
OTS102
OXO
BYPASS



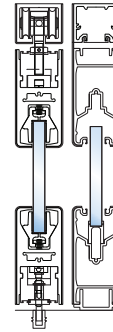
OTS203
XOX
BYPASS



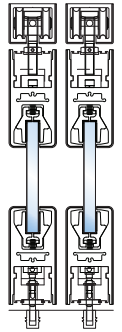
OTS22
XX
BYPASS



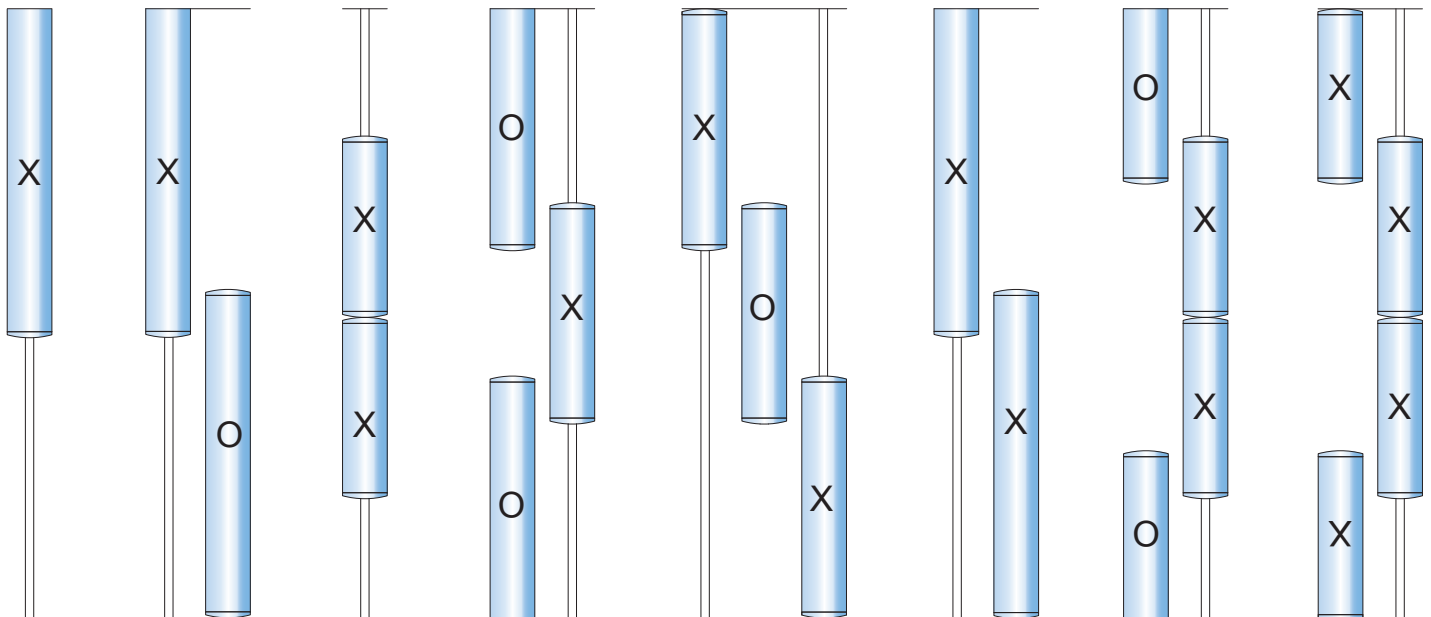
OTS202
OXXO
BI-PART



OTS24
XXXX
BYPASS



NOTE: Shown with Recessed Floor Guide (Standard).



Top View of Panels

X = Sliding Panel O = Fixed Panel